



RESIDENTIAL AIR CONDITIONERS ECO INVERTER (YU)



OUTDOOR



CU-YU9AKH-1
CU-YU12AKH-1



CU-YU18AKH-1
CU-YU24AKH-1



CU-YU30AKH-1



ECO INVERTER



Comfort Cloud App
(Optional Network Adaptor)

EFFICIENCY

Inverter Technology

Inverter technology minimises temperature fluctuation to save energy, provide better comfort and quiet operation.



*1 41% energy saving result only applicable to 2.5HP ECO INVERTER. Comparison with lowest 2-star product.



ECO Mode with A.I Control

ECO mode with A.I Control intelligently learns and judges based on room condition and heat source to optimise energy savings and comfort level.



DURABILITY

Durable Outdoor Units

Panasonic's outdoor units are equipped with Blue Fin and Copper Tube condenser, a corrosion resistant outdoor coating, plus water resistant printed circuit board for protection against corrosion and different conditions.



BLUE FIN CONDENSER

COPPER TUBE CONDENSER

Benefits of Panasonic Inverter vs Non-Inverter



Save On Electricity Bill

Precisely control the temperature for better efficiency and optimum performance.



Better Comfort

Varying the speed of compressor to optimise cooling while saving energy.



Quiet Operation

Smooth operation and noise level as low as **21dB(A)*2**.
*2 21dB(A) noise level only applicable to 1.0HP & 1.5HP ECO INVERTER.

COMFORT

Instant Powerful Cooling

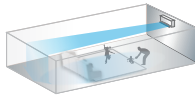
POWERFUL

POWERFUL mode cools your room faster to bring you cooling comfort instantly on a hot day.



BIG FLAP

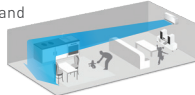
Big bottom flap directs cool air across the room.



** Applicable to CS-YU9AKH-1, CS-YU12AKH-1 & CS-YU18AKH-1

AEROWINGS

AEROWINGS concentrates cool air for further and faster airflow across the room using 2 flaps.



** Applicable to CS-YU24AKH-1 & CS-YU30AKH-1

CONNECTIVITY

Control AC Anywhere

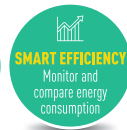
With an optional network adaptor (CZ-TACG1) connected to Panasonic Comfort Cloud App, remotely control and monitor all air conditioning units anytime, anywhere.



Network Adaptor
CZ-TACG1 (Required)



SMART CONTROL
Connect to multiple units in multiple locations



SMART EFFICIENCY
Monitor and compare energy consumption



SMART ASSIST
Receive error notifications



SMART COMFORT
Remotely access all AC features

ECO INVERTER Single-Split Type




CS-YU9AKH-1 | CS-YU12AKH-1 | CS-YU18AKH-1



CS-YU24AKH-1



CS-YU30AKH-1



Wireless
(Standard)

Wired
CZ-R0514C (Optional)

Network Adaptor
CZ-TACG1 (Optional)



BIG FLAP
[CS-YU9/12/18AKH-1]

AEROWINGS
[CS-YU24/30AKH-1]

MODEL	INDOOR UNIT		[50Hz]		CS-YU9AKH-1	CS-YU12AKH-1	CS-YU18AKH-1	CS-YU24AKH-1	CS-YU30AKH-1
	OUTDOOR UNIT		CU-YU9AKH-1	CU-YU12AKH-1	CU-YU18AKH-1	CU-YU24AKH-1	CU-YU30AKH-1		
Cooling Capacity	(min-max)	kW	2.65 (1.00-2.78)	3.52 (1.15-3.62)	5.30 (1.30-5.60)	6.80 (1.50-7.04)	8.80 (1.70-9.10)		
	(min-max)	Btu/h	9,040 (3,410-9,480)	12,000 (3,920-12,300)	18,100 (4,430-19,100)	23,200 (5,120-24,000)	30,000 (5,800-31,000)		
EER	(min-max)	Btu/hW	11.30 (14.21-10.53)	10.00 (13.52-9.76)	10.90 (13.84-10.16)	11.90 (14.63-11.43)	10.34 (14.50-9.69)		
	(min-max)	W/W	3.31 (4.17-3.09)	2.93 (3.97-2.87)	3.19 (4.06-2.98)	3.49 (4.29-3.35)	3.03 (4.25-2.84)		
CSPF	(min-max)	W/W	4.38 (3★)	3.98 (3★)	4.84 (4★)	4.92 (4★)	-		
	(min-max)	W/W	4.38 (3★)	3.98 (3★)	4.84 (4★)	4.92 (4★)	-		
Electrical Data	Voltage	V	230	230	230	230	230		
	Current	A	3.80	5.70	7.30	8.60	12.70		
	Power Input (min-max)	W	800 (240-900)	1,200 (290-1,260)	1,660 (320-1,880)	1,950 (350-2,100)	2,900 (400-3,200)		
Moisture Removal		L/h	1.6	2.0	2.9	3.9	5.0		
		Pt/h	3.4	4.2	6.1	8.2	10.6		
Air Circulation	Indoor	m ³ /min (ft ³ /min)	10.3 (365)	11.0 (390)	12.6 (445)	19.9 (700)	25.5 (900)		
	Outdoor	m ³ /min (ft ³ /min)	26.7 (940)	24.3 (860)	39.3 (1,390)	34.9 (1,230)	51.4 (1,810)		
Noise Level	Indoor [H / L / Q-Lo]	dB [A]	38/26/21	40/28/21	44/34/28	45/34/28	51/41/38		
	Outdoor [H]	dB [A]	48	51	52	53	54		
Dimensions	Height	mm	290 (511)	290 (511)	290 (619)	295 (619)	309 (695)		
		inch	11-7/16 (20-1/8)	11-7/16 (20-1/8)	11-7/16 (24-3/8)	11-5/8 (24-3/8)	12-3/16 (27-3/8)		
	Width	mm	765 (650)	765 (650)	765 (824)	1,060 (824)	1,212 (875)		
		inch	30-1/8 (25-19/32)	30-1/8 (25-19/32)	30-1/8 (32-15/32)	41-3/4 (32-15/32)	47-23/32 (34-15/32)		
	Depth	mm	214 (230)	214 (230)	214 (299)	249 (299)	269 (320)		
		inch	8-7/16 (9-1/16)	8-7/16 (9-1/16)	8-7/16 (11-25/32)	9-13/16 (11-25/32)	10-19/32 (12-5/8)		
Net Weight	Indoor	kg [lb]	8 [18]	8 [18]	9 [20]	12 [26]	15 [33]		
	Outdoor	kg [lb]	17 [37]	19 [42]	27 [60]	30 [66]	40 [88]		
Refrigerant Pipe Diameter	Liquid Side	mm	ø 6.35	ø 6.35	ø 6.35	ø 6.35	ø 6.35		
		inch	1/4	1/4	1/4	1/4	1/4		
	Gas Side	mm	ø 9.52	ø 9.52	ø 12.70	ø 12.70	ø 15.88		
Pipe Extension	Chargeless Pipe Length	m	7.5	7.5	10.0	10.0	10.0		
	Maximum Pipe Length	m	20	20	30	30	30		
	Maximum Elevation Length	m	15	15	20	20	20		
	Additional Refrigerant Gas*	g/m	10	10	15	15	25		
Power Supply		Indoor	Indoor	Indoor	Indoor	Outdoor			

*When pipes are not extended from the chargeless pipe length, the required amount of refrigerant is already in the unit.

- Please read the Installation Instructions carefully before installing the unit, and the Operating Instructions before using it.
- Specifications are subject to change without prior notice.
- The contents of this catalogue are accurate as of March 2024.
- Due to printing considerations, actual colours may vary slightly from those shown.
- All graphics are provided solely for the purpose of illustrating a point.



Do not add or replace refrigerant other than the specified type. Manufacturer is not responsible for damage or deterioration in safety due to usage of other refrigerant.

Authorised Dealer